

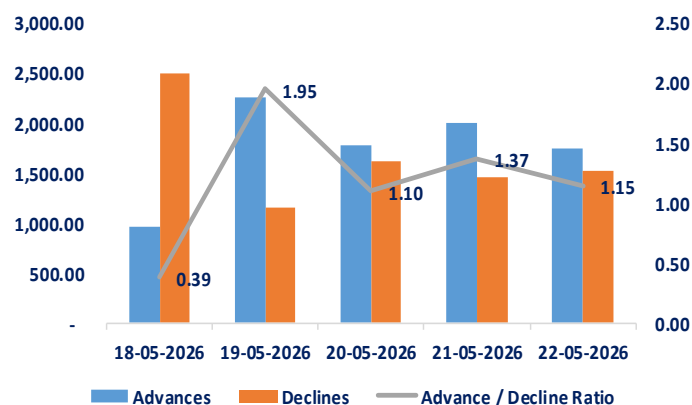
Date	Nifty	Sensex	Gold \$*	Silver \$*
15-05-2026	23,643.50	75,237.99	4,553.56	78.46
22-05-2026	23,719.30	75,415.35	4,514.88	75.87
<b>Weekly Price % Change</b>	<b>0.32%</b>	<b>0.24%</b>	<b>-0.85%</b>	<b>-3.30%</b>

\* Prices as of 4:20 PM - 22nd May 2026

## Volume Shockers (22/05/2026)

NSE Symbol	Volume	LTP	% Change
CENTRALBK	117452420	31.22	-7.96
HONASA	68973167	379.90	5.38
EXICOM	36112798	154.33	11.91
RCF	22381293	130.20	3.85
MANALIPETC	18815503	62.53	12.63
SKMEGGPROD	15755244	177.80	-9.82
IXIGO	13914717	170.49	4.18
HDFCNIFBAN	13324860	55.80	1.55
EXCELSOFT	12846040	99.50	12.26
EMIL	12170748	118.10	1.85

## Weekly Advances/Declines



## Top Gainers/Losers

### NIFTY

Company Name	Close(22-05-2026)	Close(15-05-2026)	% Gains	Company Name	Close(22-05-2026)	Close(15-05-2026)	% Loss
GRASIM	3160.00	2939.90	7.49%	POWERGRID	294.15	305.50	-3.72%
WIPRO	202.97	190.29	6.66%	TATASTEEL	209.35	217.00	-3.53%
INFY	1175.00	1116.00	5.29%	TATACONSUM	1192.00	1235.00	-3.48%
TRENT	4303.00	4102.50	4.89%	ONGC	289.95	299.60	-3.22%
HINDALCO	1110.10	1065.00	4.23%	HINDUNILVR	2205.00	2270.10	-2.87%

### NIFTY Mid-Cap

Company Name	Close(22-05-2026)	Close(15-05-2026)	% Gains	Company Name	Close(22-05-2026)	Close(15-05-2026)	% Loss
COFORGE	1383	1279	8.1%	NMDC	87.95	91.38	-3.8%
MPHASIS	2231	2086	7.0%	OIL	500.45	518.8	-3.5%
DIXON	11720	10974	6.8%	DABUR	450.6	466.05	-3.3%
POLICYBZR	1798	1685	6.7%	MCX	3275	3378	-3.0%
HINDPETRO	389.8	366.7	6.3%	AUROPHARMA	1468	1510.3	-2.8%

### NIFTY Small-Cap

Company Name	Close(22-05-2026)	Close(15-05-2026)	% Gains	Company Name	Close(22-05-2026)	Close(15-05-2026)	% Loss
GLAND	2,325.00	1,857.00	25.2%	AMBER	7,382.00	8,519.50	-13.4%
ANGELONE	339.45	305.90	11.0%	KEC	485.00	549.70	-11.8%
TATATECH	670.00	619.00	8.2%	DELHIVERY	448.00	476.20	-5.9%
AEGISLOG	725.00	675.00	7.4%	HINDCOPPER	547.00	573.40	-4.6%
MANAPPURAM	324.45	307.80	5.4%	CHOLAHLDNG	1,589.00	1,655.50	-4.0%

## NIFTY Sectoral Indices

Sectoral Indices	Close(22-05-2026)	Close(15-05-2026)	% Gains	Sectoral Indices	Close(22-05-2026)	Close(15-05-2026)	% Loss
NIFTY MIDSMALL IT & TELECOM	9,245.30	8,832.80	4.67%	NIFTY MEDIA	1,374.55	1,436.10	-4.29%
NIFTY IT	28,912.45	27,716.90	4.31%	NIFTY FMCG	50,249.80	51,051.35	-1.57%
NIFTY REALTY	774.40	756.30	2.39%	NIFTY CONSUMER DURABLES	35,249.15	35,555.60	-0.86%
NIFTY CEMENT	15,141.85	14,883.50	1.74%	NIFTY HEALTHCARE INDEX	15,671.20	15,751.95	-0.51%
NIFTY REITS & REALTY	1,779.65	1,754.15	1.45%	NIFTY PSU BANK	8,006.15	8,027.20	-0.26%

## Weekly Pivot Table

Sr.no	Indices	Close(22-05-2026)	R2	R1	PP	S1	S2
1	NIFTY50	23,719.30	24,174.90	23,903.50	23,632.10	23,360.70	23,089.30
2	NIFTY NEXT 50	69,783.05	71,649.98	70,411.38	69,172.78	67,934.18	66,695.58
3	NIFTY BANK	54,055.35	55,113.55	54,398.75	53,683.95	52,969.15	52,254.35
4	NIFTY FINANCIAL SERVICES	25,531.50	26,073.80	25,715.43	25,357.05	24,998.68	24,640.30
5	NIFTY MIDCAP SELECT	14,381.55	14,875.98	14,575.78	14,275.58	13,975.38	13,675.18
6	SENSEX	75,415.35	76,946.00	76,063.23	75,180.47	74,297.70	73,414.94

## Major Events of the Week

- **China:** China's industrial production expanded 4.1% yoy in April 2026, as fallout from the Iran war dampened momentum in China's economy. Activity moderated in both mining and manufacturing, while electricity, heat, gas, and water accelerated. While production of non-metallic mineral products shrank. For the 1st four months of the year, industrial output climbed 5.6%.
- **Japan:** Japan's economy advanced at an annualized pace of 2.1% in Q1 2026, supported by a faster rise in private consumption. Meanwhile, public investment rebounded strongly, due to higher infrastructure related spending. At the same time, capital expenditure continued to expand but lost momentum significantly, as high borrowing costs and weaker business confidence weighed on investment appetite.
- **UK:** The annual inflation rate in the UK slowed to 2.8% in April 2026, mainly driven by a sharp slowdown in housing/household services inflation, following the introduction of an energy price cap. Transport costs also rose downward effect from vehicle excise duty partly offset surging motor fuel prices. Meanwhile, goods inflation accelerated, indicating persistent price pressures in consumer goods.
- **India:** India's HSBC Manufacturing PMI fell to 54.3 in May 2026. New orders rose at a slower pace as firms cited competitive pressures, softer demand conditions, travel disruptions, and the ongoing war as factors weighing on sales. Export demand weakened while, input cost inflation accelerated, driven by higher prices for energy, fuel, metals, transportation and etc.
- **USA:** The S&P Global US Composite PMI came in at 51.7 in May 2026. Both manufacturing and service sectors reported that order book growth had been subdued by the ongoing war. Surging input costs, due to rising war-related supply constraints and energy cost increases, were cited as contributing to steepening job losses and a further rise in selling price inflation.
- **Japan's Inflation:** Japan's annual inflation edged down to 1.4% in April 2026. Inflation slowed for transport, housing, clothing, etc. Meanwhile, electricity and gas prices fell at a slower pace, with the impact of subsidies fading.

## Weekly Global Economic Calendar


# Weekly Global Economic Calendar

(25<sup>th</sup> May 2026 to 29<sup>th</sup> May 2026)

### TUE MAY 26



 **JAPAN** : 10:30 AM; Leading Economic Index Final MAR

### WED MAY 27



 **US** : 04:30 PM; MBA 30-Year Mortgage Rate MAY/22



### THU MAY 28

 **INDIA** : 04:00 PM; Industrial Production YoY APR  
04:00 PM; Manufacturing Production YoY APR  
 **US** : 02:00 AM; API Crude Oil Stock Change MAY/22  
06:00 PM; Core PCE Price Index MoM APR  
06:00 PM; Durable Goods Orders MoM APR  
06:00 PM; GDP Growth Rate QoQ 2nd Est Q1  
06:00 PM; Personal Income/Spending MoM APR  
06:00 PM; Initial Jobless Claims MAY/23  
09:30 PM; EIA Crude Oil/Gasoline Stocks Change MAY/22

### FRI MAY 29

 **INDIA** : 04:00 PM; Government Budget Value MAR  
05:00 PM; Foreign Exchange Reserves MAY/22  
 **JAPAN** : 05:00 AM; Unemployment Rate APR  
05:20 AM; Industrial Production Prel APR  
10:30 AM; Consumer Confidence MAY

 **UK** : 11:30 AM; Nationwide Housing Prices MAY

Timings in IST Disclaimer: The above mentioned data/ information have ensured the high quality and accuracy of the content of the SSL Global Economic Calendar. Users may carry out due diligence before using any data/information herein, Stockholding Services Ltd (SSL) will not be responsible for any discrepancies/disputes arising out of such use.



Disclaimer & Disclosure: Investment in securities market are subject to market risks. Read all the related documents carefully before investing. Registration granted by SEBI, membership of BASL (in case of IAs) and certification from NISM in no way guarantee performance of the intermediary or provide any assurance of returns to investors. Read detailed full disclaimer & disclosure: <https://stockholdingservices.com/rdisclaimer>